

Rebuild. Facilitator's Guide

A Biblical Model for Community Transformation

Contents.

FOUNDATIONS

Introduction

Role of Group Leaders

Pillars of Empowerment

Starting a Nehemiah Group

How to Multiply

Reporting

THE MODEL

Dream: Choose a Project

Plan: Create a Plan

Organize: Grow Your Team

Opposition: Prepare for Conflict

Compassion: Help the Hurting

Gospel: Reconcile People to God

Rejoice: Celebrate the Work

Evaluate: Move in the Right Direction

Rebuild.

A Biblical Model for Community Transformation

Introduction.

The goal of the Rebuild Curriculum is to help community residents come together for the purpose of transforming their community for God's glory. The basis of this curriculum is the book of Nehemiah, a story about God working through his own people to transform a city. The Rebuild curriculum will help a community learn the principles and practical lessons in Nehemiah, and discover together how to apply them.

How This Manual Works

This curriculum is not designed for teaching in a traditional classroom-type environment. The Rebuild curriculum is discussion based and has been especially designed to facilitate a group discovery process.

Bible Passages

Every step of the process begins with a bible passage from the book of Nehemiah. The bible passage comes with discussion questions to help a group discover principles and lessons for community transformation and how to apply them.

Activities

After each bible passage there are facilitation activities and discussion topics. These discussion questions and activities will ensure a group reflects well on the bible passages and draws good conclusions. Taking enough time for reflection is essential for a group to grow in their understanding of who God is, what He's done, and how He can use their group to transform a community.

Plan on the Move!

Many approaches to community transformation spend a lot of time planning before implementation ever takes place. This Rebuild curriculum will help a group learn the importance of good planning. But, people will be encouraged to act quickly, even before they have everything figured out. Many plans fail because people do not act on them quickly enough.

Rebuild.

A Biblical Model for Community Transformation

Introduction.

The most important thing you can do to prepare for this curriculum is read the book of Nehemiah. Learning as much as possible about the book of Nehemiah will help you confidently facilitate discussion and guide a group through the discovery questions. Below you can read a little background on the book of Nehemiah and a helpful outline of the passages covered in this curriculum.

A Nehemiah Overview

Because of their disobedience, God allowed the nation of Israel to be conquered. The capitol city of Jerusalem lay in ruin and its walls were broken down. Without a wall, Jerusalem could never regain its strength or security. Many of the survivors of Israel were forced to flee their country. Nehemiah is one of those survivors. He now serves the king of Persia, the nation that rules over Israel. His dream is to see Jerusalem's wall rebuilt and its people restored.

Dream:	1:1-11	Nehemiah has a vision to rebuild Jerusalem's walls
Plan:	1:1-16	Nehemiah's plans to rebuild the city walls
Organize:	2:16-20	Nehemiah unites and organizes the people
Opposition:	4:1-23	Nehemiah and the work encounter opposition
Compassion:	5:1-13	Nehemiah cares for the poor
Gospel:	8:1-29	Ezra introduces spiritual reforms
Rejoice:	12:27-43	Israel dedicates the new wall to God
Evaluate:	13:1-31	Nehemiah returns to introduce final reforms

Rebuild.

A Biblical Model for Community Transformation

Role of a Group Leader

Your primary role as Group Leader is to guide a group of community residents through the Rebuild curriculum. As a Group Leader, your role model should be Nehemiah. Nehemiah listened to the needs and desires of Jerusalem's residents (Neh. 1:1-4). He helped the entire city come together in unity for the wall-building project (Neh. 2:11-18). And, Nehemiah depended upon the people's skill, labor, resources, and creativity to help their dreams become a reality. As a Group Leader, once the work is done, the community residents should say, "Look at all we have accomplished!"

Facilitating C.H.A.N.G.E.

Facilitation is much different than preaching or teaching. A teacher or preacher communicates while everyone else listens. Facilitation on the other hand, is the art and skill of helping each person in a group participate by sharing their ideas and experiences, and then make good decisions together. Here are some tips that can help you facilitate C.H.A.N.G.E.

Create Ground Rules

In your first meeting you should ask the group to establish ground rules for the meetings. These could be mutual respect, valuing everyone's ideas, showing up on time, etc.

Hear Everyone Out

Every group has people that want to dominate the discussion. A good facilitator knows how to involve the less talkative people in a group, and help them make a significant contribution.

Activities Foster Discovery

There are activities for each of the bible passages in the Rebuild curriculum. However, there will be opportunities for you to create your own.

Never Impose Your Ideas

As a facilitator it's okay to share your ideas with a group. But, remember that your role is to guide people through a self-discovery process and building on the best ideas of the group.

Groups Ensure Participation

If you are working with a large group, you can ensure total participation by placing people into small groups of three-five people. In this way everyone can be involved.

Empower to Create. Relate. Act. Lead.

A facilitator's job is to empower community residents. Read more about our "Four Pillars of Empowerment" on the next page.

Rebuild.

A Biblical Model for Community Transformation

Pillars of Empowerment

Empowering Communities to **Relate. Create. Act. Lead.**

There are four pillars of empowerment that we have summed up in one simple phrase, “*Empowering Communities to Relate. Create. Act. Lead.*” The four pillars in this principle help us know if our words, actions, and decisions are encouraging people and communities to grow.

This guiding principle can help us make practical decisions. For example, as a Facilitator you may desire to introduce a new idea, give resources to a group’s project, or invite partners from outside the community to help. You can use the four pillars to make sure your words, actions, and decisions are empowering.

Pillar One: Relate

- Empowering people means helping them learn to relate to one another in love
- Empowering people to “Relate” teaches a community how to work together in unity
- Empowering people to “Relate” promotes reconciliation and how to handle conflict biblically

Pillar Two: Create

- Empowering people means helping them learn to create solutions with their own resources
- Empowering people to “Create” teaches them the value of their community’s assets
- Empowering people to “Create” promotes creativity in the community

Pillar Three: Act

- Empowering people to “Act” means showing them that hard work is a way to honor God
- Empowering to “Act” teaches people that their skills and abilities are a gift from God
- Empowering people to “Act” promotes the value of people’s minds, hearts, hands, and feet

Pillar Four: Lead

- Empowering people means helping them to take ownership of their own transformation
- Empowering people to “Lead” trains them to become self-sufficient under God
- Empowering people to “Lead” raises people out of dependency

Rebuild.

A Biblical Model for Community Transformation

Start a Nehemiah Group.

A Nehemiah Group is a group of community residents that desire to transform their community for God's glory. This can be a small group of three to five community residents. Or, it can be a large group or coalition of ten or more. It takes many people to transform a community. But, a Nehemiah Group has a vision to lead their community through transformation. The group will be encouraged in the "Organize" section of this curriculum to invite many others to join them in the work. The "Person of Peace" principle can be very helpful as you think about who to join your Nehemiah Group.

Person of Peace

When Jesus sent out His disciples, He said – *Whenever you go into a house, greet the family right away with the words, 'May there be peace in this house.' If a peaceful person lives there, your greeting will be accepted. But if that's not the case, your greeting will be rejected.* (Luke 10:5-6) (The Message) A peaceful person or a "Person of Peace" is someone who God has already prepared to hear His word, to be used for His service, and every community has people of peace. Before you even meet them, God has been calling out to their hearts and they are ready to answer, "Yes."

Samaritan Woman

In John 4:1-42 we learn the story of Jesus and the Samaritan woman at the well. Jesus met a woman who was getting water from a well and He asked her for a drink. Jesus offered her a new start, and a better life, and the woman believed Him and received it. She was excited and immediately ran to gather the whole town to come out and meet Jesus. The Woman at the Well was a Person of Peace.


To Start a Nehemiah Group, Gather Persons of Peace...

- Pray and ask God to reveal to you people of peace in the community
- Search for people that are receptive to the Gospel, and supportive of God's work
- Share the Rebuild Curriculum with them to see if they desire to participate
- Bring the people together and begin the first session of the Rebuild curriculum

Rebuild.

A Biblical Model for Community Transformation

Multiply.



In nature God created all living things to multiply. And, Jesus established His Church to multiply in the same way. When churches and groups are healthy they will reproduce just like people, plants, and animals. It is important for your group to have a vision to multiply.

The Duckling Principle

Your group can multiply by following the example of the mother duck and her ducklings. The mother duck is the leader. The first duckling follows the mother duck, and the other ducklings follow behind the duckling in front of them. It's not important that the ducklings understand how to reach their final destination. They just follow the duckling in front of them, one step at a time. As long as they all follow the mother duck they will reach their destination safely.

Follow the Mother Duck

Your group should follow Christ, just as the first duckling follows the mother duck. As long as your group follows Christ you will reach your destination, even if you aren't sure what the destination is. You trust that Christ will lead you there.

Teach the duckling behind you


To be like the duckling, your group needs to teach new ducklings what you have learned. Your group will complete one lesson of the Rebuild Curriculum, then immediately teach another group how to complete that lesson also. But, you first need to help people start new groups! Since your group already knows how to do this, do not wait, start new groups immediately!

Teach new ducklings to train other ducklings

Every group learns, and every group teaches! This is how all groups can be healthy and multiply. When your group starts and teaches new groups, begin by helping them understand the duckling principle. Remind them that they don't have to be experts to teach new groups. They simply start new groups and show them how to complete each lesson they have learned.

To multiply, every group learns, and every group teaches!

Multiply



Group One

Group one completes the Dream Section of the Rebuild curriculum.

Group One then immediately teaches a new group how to do the Dream Section.

Group One continues this pattern for each section. They complete a section, teach the section to another group, complete the next section, teach the other group, and so on.

Group Two

Group Two is trained to facilitate the Dream Section by Group One.

When Group Two completes this section they will train a new group how to do the Dream Section also.

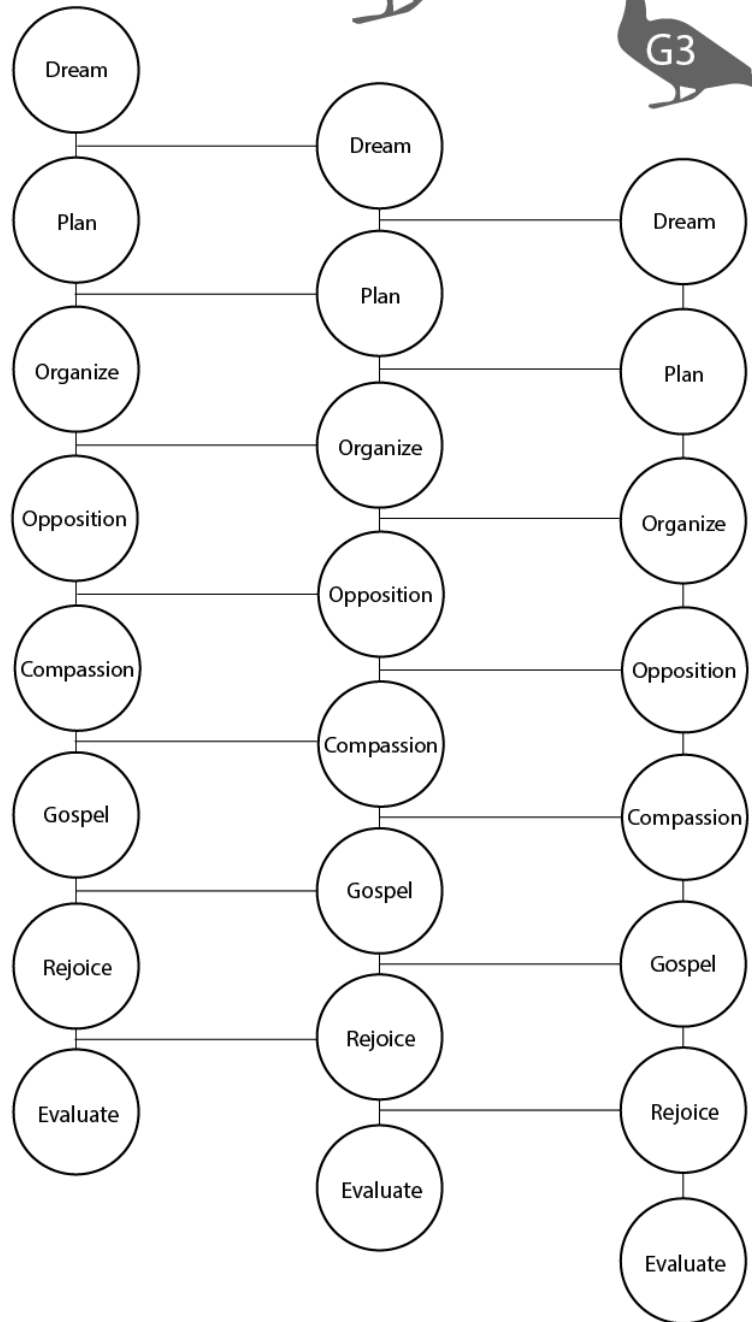
Group Two continues this pattern for each section. They complete a section, teach the section to another group, complete the next section, train another group, and so on.

Group Three

Group Three is trained to facilitate the Dream Section by Group Two.

Group Three then trains a new group how to do the Dream Section also.

Group Three continues this pattern for each section. They complete a section, teach the section to another group, complete the next section, train another group, and so on.





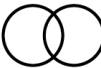
Rebuild.

A Biblical Model for Community Transformation

Report.

A very important part of the Rebuild process is for every group to report on all God is doing. Through this simple reporting method we can also identify opportunities to provide more training for groups. Every section of the Rebuild curriculum ends by encouraging a group to complete a report. This report should be submitted to the person that trained the group. The report includes two parts...


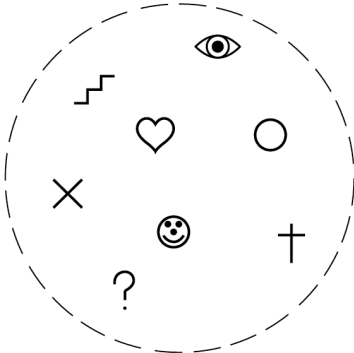







Part one asks three simple questions

Attending Regularly	New Christians	New Groups
8	4	2
		

As you will see in the example above, the report asks each group to write down three numbers. In the first column with the symbol of a person, the report asks how many people are regularly attending your group meetings. The second column with the symbol of the cross asks how many people have become new Christians. In the third column with the two circles it asks how many new groups have been formed.

Part two asks what sections the group has completed

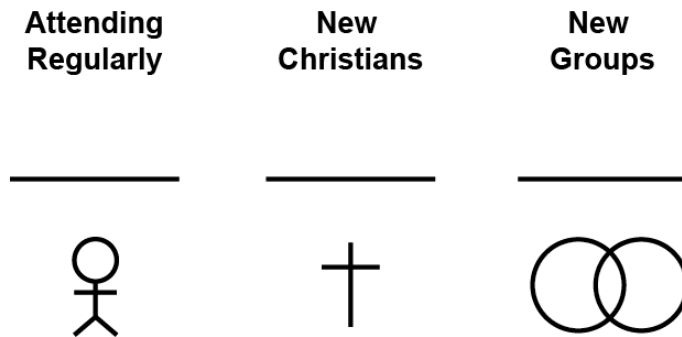
In the example below you see the names of each section of the Rebuild curriculum with a symbol next to it. In this part of the report the group will draw the symbols of the sections they have completed in the circle. In this way the group can describe where they are in the process.

Dream		
Plan		
Organize		
Opposition		
Compassion		
Gospel		
Rejoice		
Evaluate		









Rebuild.

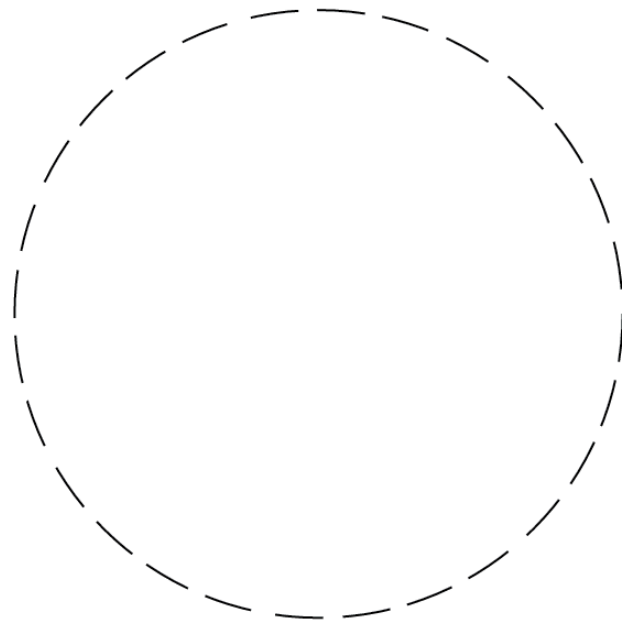
A Biblical Model for Community Transformation

Sample Report.



What Sections Has Your Group Completed?

- Dream 
- Plan 
- Organize 
- Opposition 
- Compassion 
- Gospel 
- Rejoice 
- Evaluate 



Dream. Section One

Nehemiah 1:1-11

Nehemiah served as cupbearer to King Artaxerxes. In chapter 1:1-11 Nehemiah learns about the people in Jerusalem and their suffering. The bible says that Nehemiah wept because his heart was broken for the people. These verses describe the moment Nehemiah first dreamed of helping Jerusalem rebuild their walls.

Goals for this Section...

Bible: Discuss Nehemiah's dream to rebuild the walls

Activity: Draw your community's challenges and dreams

Activity: Choose a community project!

Multiply: Start new groups and train them to Dream

Report: Complete a group report

Dream.

Nehemiah 1:1-11

Talk with God

Ask God to give you his vision for your community. What does he want to see transformed?

Read the Bible

“The words of Nehemiah son of Hacaliah: In the month of Kislev in the twentieth year, while I was in the citadel of Susa, ² Hanani, one of my brothers, came from Judah with some other men, and I questioned them about the Jewish remnant that survived the exile, and also about Jerusalem. ³ They said to me, “Those who survived the exile and are back in the province are in great trouble and disgrace. The wall of Jerusalem is broken down, and its gates have been burned with fire.”

⁴ When I heard these things, I sat down and wept. For some days I mourned and fasted and prayed before the God of heaven. ⁵ Then I said:

“O LORD, God of heaven, the great and awesome God, who keeps his covenant of love with those who love him and obey his commands, ⁶ let your ear be attentive and your eyes open to hear the prayer your servant is praying before you day and night for your servants, the people of Israel. I confess the sins we Israelites, including myself and my father’s house, have committed against you. ⁷ We have acted very wickedly toward you. We have not obeyed the commands, decrees and laws you gave your servant Moses.

⁸ “Remember the instruction you gave your servant Moses, saying, ‘If you are unfaithful, I will scatter you among the nations, ⁹ but if you return to me and obey my commands, then even if your exiled people are at the farthest horizon, I will gather them from there and bring them to the place I have chosen as a dwelling for my Name.’

¹⁰ “They are your servants and your people, whom you redeemed by your great strength and your mighty hand. ¹¹ O Lord, let your ear be attentive to the prayer of this your servant and to the prayer of your servants who delight in revering your name. Give your servant success today by granting him favor in the presence of this man. I was cupbearer to the king.” Nehemiah 1:1-11

DISCUSSION QUESTIONS

- What did you like about this story?
- What did you not like about this story or find confusing?

READ THE STORY AGAIN

- What does this teach us about God?
- What does this teach us about man?

APPLICATION QUESTIONS

- Why did Nehemiah think it was important to pray?
- What role do you believe God plays in community transformation?
- Why do you think Nehemiah asked God to forgive him and the wrongs Israel had done?
- How can your group pray for your community today?

Dream Activity.

Choose a Project

The purpose of this activity is to help your group choose a community project. First, the group will have an opportunity to talk about your community's challenges through a drawing activity. Then, you will use the same drawing activity to help the group dream a better future for their community. Finally, the group will have an opportunity to discuss their dreams and challenges and choose their first community project.

Group Activity: **Have a Dream Session...**

Organize everyone into groups of three to five people

Provide each group with two large sheets of paper and markers

Explain that they should only draw pictures, not write words!

Then ask the groups to draw two pictures...

First, Draw Community Challenges

What is your community like today? Draw your community's challenges on the first sheet of paper.

Second, Draw Your Dreams For The Community

What do you hope your community will be like in the future? Draw your group's dreams for the community on the second sheet of paper.

Choose a Community Project!

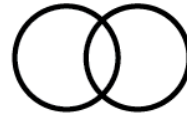
Allow each small group to present their drawings to the larger group. Facilitate discussion about these drawings so everyone can agree on their first community project.

Dream. Report

Attending
Regularly

New
Christians

New
Groups



What Sections Has Your Group Completed?

Dream



Plan



Organize



Opposition



Compassion



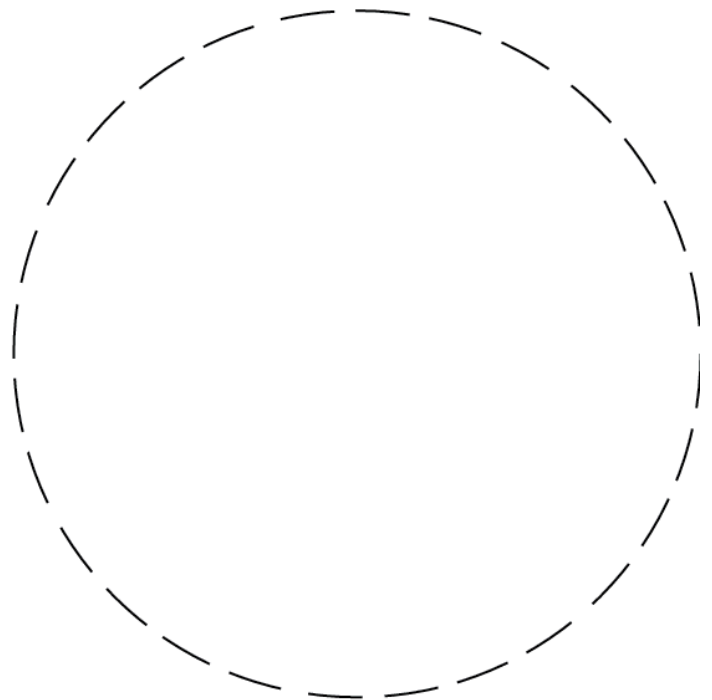
Gospel



Rejoice



Evaluate



Plan. Section Two

Nehemiah 2:1-16

In section one we learned about Nehemiah's dream to help Jerusalem rebuild their walls. We also learned how Nehemiah prayed for God's forgiveness and help. And, your group did your own dreaming and chose a community project.

Now, it is time to plan. In chapter 2:1-16 we learn that Nehemiah was a great planner. He thought carefully about how the wall should be rebuilt and what resources he needed. By following Nehemiah's example your group can take another important step in the transformation process.

Goals for this Section...

Bible: Discuss Nehemiah's plan for rebuilding the wall

Activity One: Group challenge, wall-building activity

Activity Two: Discuss Your Local Resources

Activity Three: Create a project plan

Multiply: Train new groups to Plan

Report: Complete a group report

Plan.

Nehemiah 2:1-16

Talk with God

Ask God to help the group establish their first steps. What will be our first community project?

Read the Bible

¹“In the month of Nisan in the twentieth year of King Artaxerxes, when wine was brought for him, I took the wine and gave it to the king. I had not been sad in his presence before; ²so the king asked me, “Why does your face look so sad when you are not ill? This can be nothing but sadness of heart.” I was very much afraid, ³but I said to the king, “May the king live forever! Why should my face not look sad when the city where my fathers are buried lies in ruins, and its gates have been destroyed by fire?”

⁴The king said to me, “What is it you want?” Then I prayed to the God of heaven, ⁵and I answered the king, “If it pleases the king and if your servant has found favor in his sight, let him send me to the city in Judah where my fathers are buried so that I can rebuild it.” ⁶Then the king, with the queen sitting beside him, asked me, “How long will your journey take, and when will you get back?” It pleased the king to send me; so I set a time.

⁷I also said to him, “If it pleases the king, may I have letters to the governors of Trans-Euphrates, so that they will provide me safe-conduct until I arrive in Judah? ⁸And may I have a letter to Asaph, keeper of the king’s forest, so he will give me timber to make beams for the gates of the citadel by the temple and for the city wall and for the residence I will occupy?” And because the gracious hand of my God was upon me, the king granted my requests. ⁹So I went to the governors of Trans-Euphrates and gave them the king’s letters. The king had also sent army officers and cavalry with me. ¹⁰When Sanballat the Horonite and Tobiah the Ammonite official heard about this, they were very much disturbed that someone had come to promote the welfare of the Israelites.

¹¹I went to Jerusalem, and after staying there three days ¹²I set out during the night with a few men. I had not told anyone what my God had put in my heart to do for Jerusalem. There were no mounts with me except the one I was riding on. ¹³By night I went out through the Valley Gate toward the Jackal Well and the Dung Gate, examining the walls of Jerusalem, which had been broken down, and its gates, which had been destroyed by fire. ¹⁴Then I moved on toward the Fountain Gate and the King’s Pool, but there was not enough room for my mount to get through; ¹⁵so I went up the valley by night, examining the wall. Finally, I turned back and reentered through the Valley Gate. **16** The officials did not know where I had gone or what I was doing, because as yet I had said nothing to the Jews or the priests or nobles or officials or any others who would be doing the work.

READ THE STORY

- What did you like about this story?
- What did you not like about this story or find confusing?

APPLICATION QUESTIONS

- Why is it important to plan as Nehemiah did?
- What should be included in a good plan?

READ THE STORY AGAIN

- What does this teach us about God?
- What does this teach us about man?

Plan. Group Challenge

Nehemiah was a very good planner. He thought carefully about the resources he needed, the time it would take to rebuild the wall, how many people were needed to work, and he studied the wall to better understand how to rebuild it. The six planning questions in this activity will help the group create a good project plan for their community project. But first, have fun with this group challenge!

Group Challenge: Build a Wall

The group challenge for this activity is to build a wall. The wall can be made of any kind of materials available to the group. These materials can be found inside the room or outside the room where you are meeting. If the group is large then organize the participants into groups of 3-5 people.

Step One:

Create a plan for your wall using these planning questions...

- **Purpose:** What's the purpose of your wall? (*Security, stop water, storage?*)
- **Serve:** Who will your wall serve? (*Your family, community, a school, clinic?*)
- **Goals:** What are your goals for the wall? (*Size, strength, durability of wall*)
- **Team:** Give every person in the group a job to do, work as a team!
- **Tasks:** Write down each step, or task, your group will take to build the wall
- **Resources:** What resources will you build with? (*Wood, stones, dirt, rope?*)

Step Two:

Now that you have created a project plan, go build your wall!

Plan. Local Resources

Nehemiah thought carefully about the kinds of resources they would need to rebuild Jerusalem's walls. Nehemiah was also an excellent manager of these resources. This activity will help your group discover where Jerusalem's resources came from. And, it will introduce your group to the six kinds of resources God has placed in your community. When we manage our resources well, they can become the building blocks for community transformation.

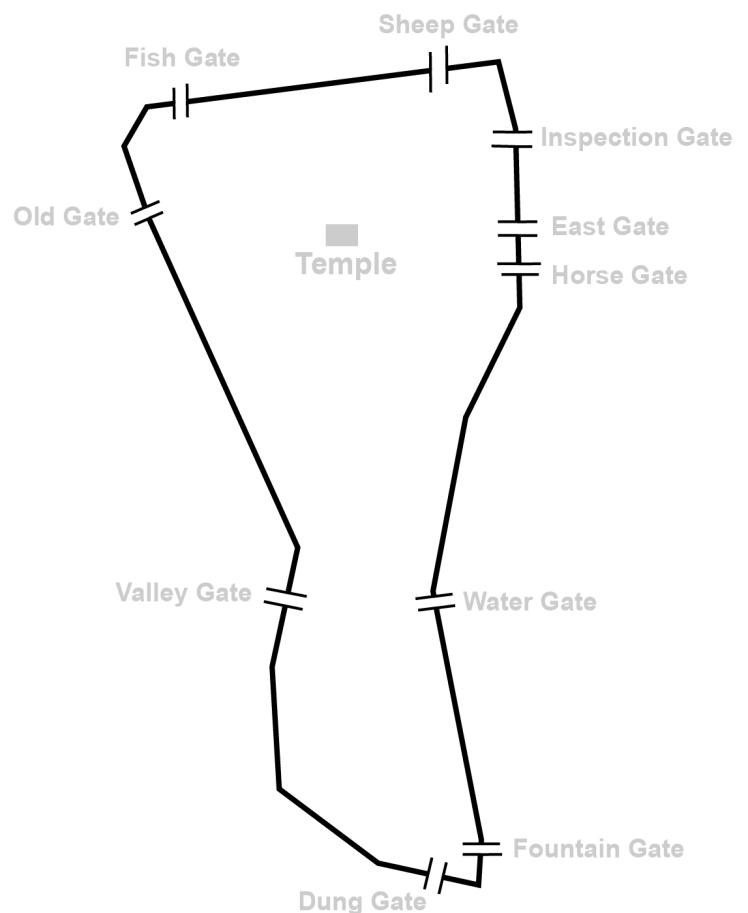
Group Activity: Find Jerusalem's Resources

This picture shows what Jerusalem's walls looked like during the time of Nehemiah. Follow the steps below to facilitate this activity on local resources...

1. Draw a picture like this one on a sheet of paper or on the ground. This represents the city of Jerusalem.
2. Now, have your group read the passage for this section again carefully (Neh 2:1-16).
3. Write down all the resources that Nehemiah brought with him to Jerusalem outside the walls of your picture of Jerusalem.
4. Next, think about all of the resources it takes to build a city wall. Use the list of six community resources below to help you. Then, write down all of these resources inside the walls of the picture of Jerusalem.

DISCUSSION QUESTIONS...

- Did most of Jerusalem's resources come from inside or outside Jerusalem?
- Has God provided enough resources within your community to accomplish your project?



This list will help your group think about Jerusalem's resources...

Natural resources:

Trees, wood, water, minerals, land

Human Resources:

Labor, skills, time, children, elderly

Economic Resources:

Cash, livestock, crops, retail products

Physical Resources:

Buildings, roads, bridges, wells

Spiritual Resources:

Prayer, worship, fasting, evangelism, bible

Institutions:

Churches, businesses, associations, coops

Plan. Create a Project Plan

Give your project a name, then answer these 6 questions

Purpose: What's the purpose of your project?

- *What is your vision for the project*
 - *What do you hope to accomplish?*
-

Serve: Who does your project serve, and how will it serve them?

- *Women, children, the disabled, the poor, farmers, etc?*
 - *How will your project serve these people? What does your project do for them?*
-

Goals: What are your project's goals for the next three months?

- *What are the most important things for your project to accomplish in 90 days?*
 - *Start small, and create goals that are realistic in three months*
-

Team: Who serves on your project team?

- *Who will lead this project team? Do you need a secretary, administrator, etc?*
 - *What are the names of the team members, and how often will you meet?*
-

Tasks: What tasks need to be accomplished now?

- *What is the first thing that needs to be done? What's the second, third, etc?*
 - *Who will be responsible for each of these tasks?*
-

Resources: What resources do you need for your project?

Natural resources:

Trees, wood, water, minerals, land

Human Resources:

Labor, skills, time, children, elderly

Economic Resources:

Cash, livestock, crops, retail products

Physical Resources:

Buildings, roads, bridges, wells

Spiritual Resources:

Prayer, worship, fasting, evangelism, bible

Institutions:

Churches, businesses, associations, coops

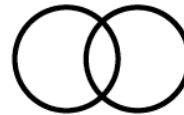
Plan. Report

In this report you should also include your group's project plan!

Attending
Regularly

New
Christians

New
Groups



What Sections Has Your Group Completed?

Dream



Plan



Organize



Opposition



Compassion



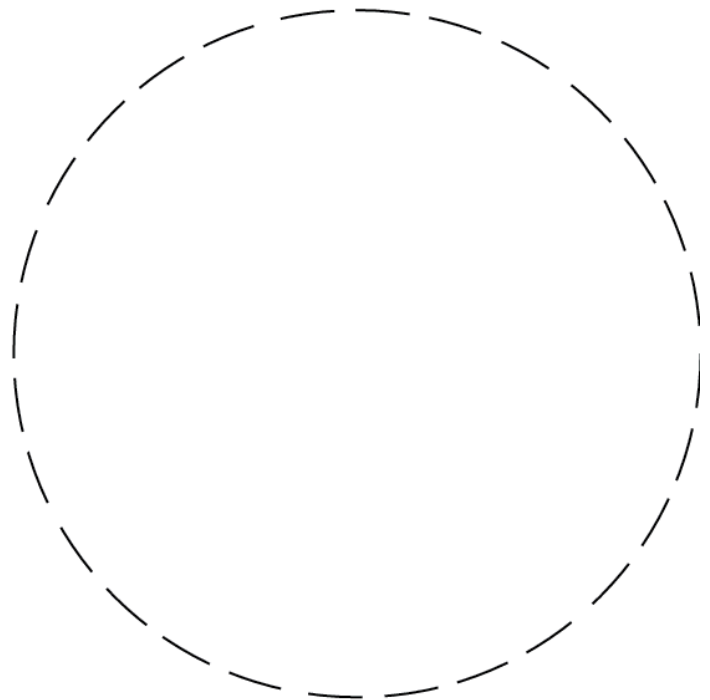
Gospel



Rejoice



Evaluate



Organize. Section Three

Nehemiah 2:16-20

In section two the group was encouraged to follow Nehemiah's example by developing a plan for their community project. In this section the group will learn about Nehemiah's amazing ability for organizing people. Nehemiah was able to unite Jerusalem around a common cause, and help them work together as a team allowing every person to use their skills and resources in the wall building project.

Goals for this Section...

Bible: Discuss Nehemiah's ability to organize

Activity: Identify others to join your team

Activity: Invite others and grow your team

Multiply: Train new groups to Organize

Report: Complete a group report

Organize.

Nehemiah 2:16-3:12

Talk with God

Ask God to help us identify people that can help us and join our group.

Read the Bible

¹⁶ The officials did not know where I had gone or what I was doing, because as yet I had said nothing to the Jews or the priests or nobles or officials or any others who would be doing the work. ¹⁷ Then I said to them, “You see the trouble we are in: Jerusalem lies in ruins, and its gates have been burned with fire. Come, let us rebuild the wall of Jerusalem, and we will no longer be in disgrace.” ¹⁸ I also told them about the gracious hand of my God upon me and what the king had said to me. They replied, “Let us start rebuilding.” So they began this good work.” **19** But when Sanballat the Horonite, Tobiah the Ammonite official and Geshem the Arab heard about it, they mocked and ridiculed us. “What is this you are doing?” they asked. “Are you rebelling against the king?” **20** I answered them by saying, “The God of heaven will give us success. We his servants will start rebuilding, but as for you, you have no share in Jerusalem or any claim or historic right to it.”

“Eliashib the high priest and his fellow priests went to work and rebuilt the Sheep Gate. They dedicated it and set its doors in place, building as far as the Tower of the Hundred, which they dedicated, and as far as the Tower of Hananel. ² The men of Jericho built the adjoining section, and Zakkur son of Imri built next to them. ³ The Fish Gate was rebuilt by the sons of Hassenaah. They laid its beams and put its doors and bolts and bars in place. ⁴ Meremoth son of Uriah, the son of Hakkoz, repaired the next section. Next to him Meshullam son of Berekiah, the son of Meshezabel, made repairs, and next to him Zadok son of Baana also made repairs. ⁵ The next section was repaired by the men of Tekoa, but their nobles would not put their shoulders to the work under their supervisors. ⁶ The Jeshanah Gate was repaired by Joiada son of Paseah and Meshullam son of Besodeiah. They laid its beams and put its doors with their bolts and bars in place. ⁷ Next to them, repairs were made by men from Gibeon and Mizpah—Melatiah of Gibeon and Jadon of Meroth—places under the authority of the governor of Trans-Euphrates. ⁸ Uzziel son of Harhaiah, one of the goldsmiths, repaired the next section; and Hananiah, one of the perfume-makers, made repairs next to that. They restored Jerusalem as far as the Broad Wall. ⁹ Rephaiah son of Hur, ruler of a half-district of Jerusalem, repaired the next section. ¹⁰ Adjoining this, Jedaiah son of Harumaph made repairs opposite his house, and Hattush son of Hashabneiah made repairs next to him. ¹¹ Malkijah son of Harim and Hasshub son of Pahath-Moab repaired another section and the Tower of the Ovens. ¹² Shallum son of Hallohesh, ruler of a half-district of Jerusalem, repaired the next section with the help of his daughters.”

If you have a bible, please continue reading Nehemiah 3:13-32

READ THE STORY

- What did you like about this story?
- What did you not like about this story or find confusing?

READ THE STORY AGAIN

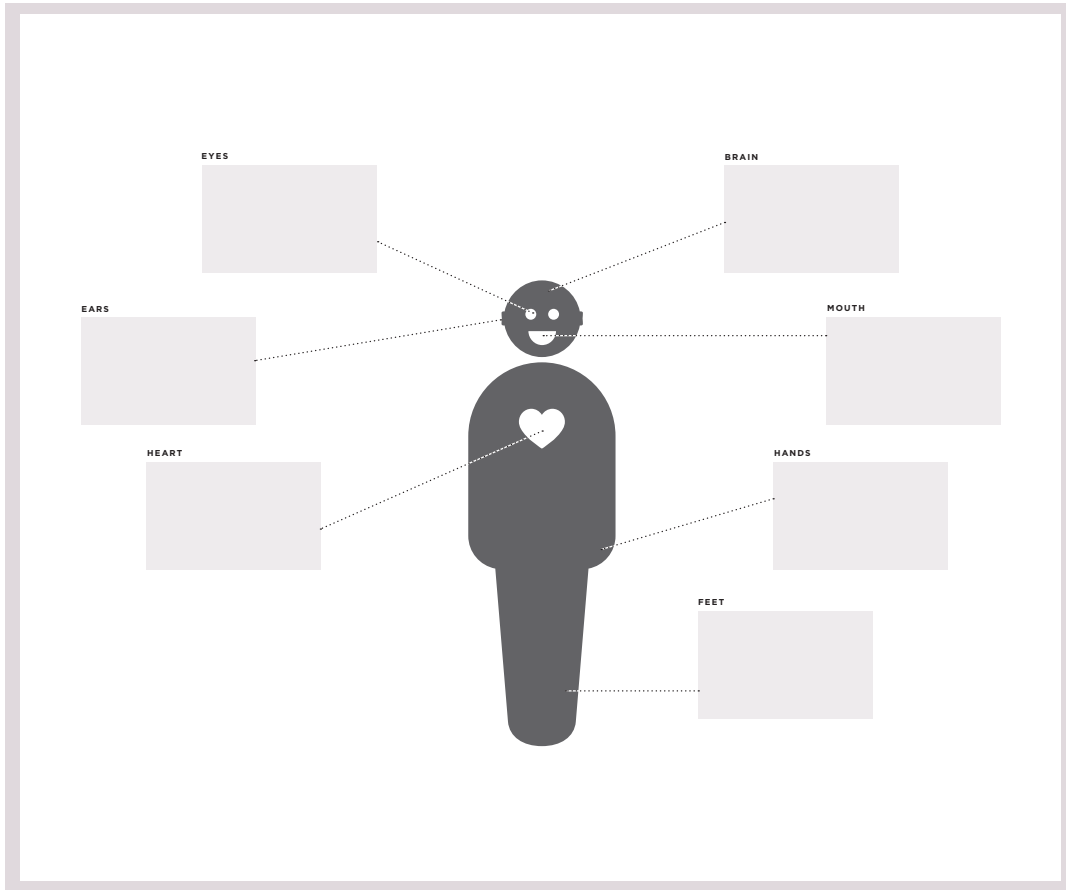
- What does this teach us about God?
- What does this teach us about man?

APPLICATION QUESTIONS

Did everyone respond positively? Why?
Why is it important for people to organize?

Organize. Grow Your Team!

This tool is very helpful when you want to identify people in a community who are creative, entrepreneurial, influential, compassionate, well informed, etc. These are people your group can invite to participate and give their time, talents and resources in the community project.



Draw a picture like the one above where everyone can see it. Ask the group to discuss which people in the community are the “eyes, ears, heart, hands, etc.” Make sure to have them explain why they feel these individuals play this role in the community.

Now, develop a plan to recruit others and grow your team!

THE BRAIN:

Those who are creative people

THE HEART:

Those who are always serving others

THE EYES:

Those who are visionary people

THE MOUTH:

Those who are good communicators

THE FEET:

*Those whose lives
Should be emulated*

THE EARS:

Those who are good at giving advice

THE HANDS:

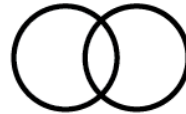
Those who are responsible people

Organize. Report

Attending
Regularly

New
Christians

New
Groups



What Sections Has Your Group Completed?

Dream



Plan



Organize



Opposition



Compassion



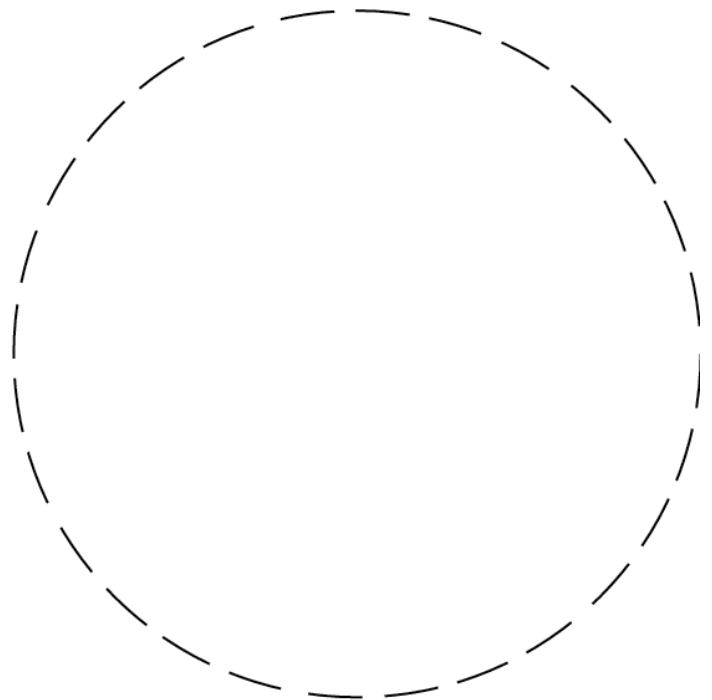
Gospel



Rejoice



Evaluate



Opposition. Section Four

Nehemiah 4:1-23

Nehemiah and the residents of Jerusalem experienced extreme opposition throughout the wall building effort. Every group that desires to transform their community will experience opposition. Sometimes, the opposition comes from outside the group. Other times, the opposition can come from inside your group. Either way, it is important to learn how to overcome opposition in a biblical way for your group to be successful.

Goals for this Section...

Bible: Discuss how Nehemiah faced opposition

Activity: Role-play who will oppose your project

Activity: Create a plan to prepare for opposition

Multiply: Train new groups to face opposition

Report: Complete a group report

Opposition.

Nehemiah 4:1-23

Talk with God

Pray that God will prepare your group for the challenges that will inevitably come.

Read the Bible

When Sanballat heard that we were rebuilding the wall, he became angry and was greatly incensed. He ridiculed the Jews, ² and in the presence of his associates and the army of Samaria, he said, “What are those feeble Jews doing? Will they restore their wall? Will they offer sacrifices? Will they finish in a day? Can they bring the stones back to life from those heaps of rubble—burned as they are?” ³ Tobiah the Ammonite, who was at his side, said, “What they are building—if even a fox climbed up on it, he would break down their wall of stones!” ⁴ Hear us, O our God, for we are despised. Turn their insults back on their own heads. Give them over as plunder in a land of captivity. ⁵ Do not cover up their guilt or blot out their sins from your sight, for they have thrown insults in the face of the builders.

⁶ So we rebuilt the wall till all of it reached half its height, for the people worked with all their heart. ⁷ But when Sanballat, Tobiah, the Arabs, the Ammonites and the men of Ashdod heard that the repairs to Jerusalem’s walls had gone ahead and that the gaps were being closed, they were very angry. ⁸ They all plotted together to come and fight against Jerusalem and stir up trouble against it. ⁹ But we prayed to our God and posted a guard day and night to meet this threat. ¹⁰ Meanwhile, the people in Judah said, “The strength of the laborers is giving out, and there is so much rubble that we cannot rebuild the wall.” ¹¹ Also our enemies said, “Before they know it or see us, we will be right there among them and will kill them and put an end to the work.” ² Then the Jews who lived near them came and told us ten times over, “Wherever you turn, they will attack us.”

¹³ Therefore I stationed some of the people behind the lowest points of the wall at the exposed places, posting them by families, with their swords, spears and bows. ¹⁴ After I looked things over, I stood up and said to the nobles, the officials and the rest of the people, “Don’t be afraid of them. Remember the Lord, who is great and awesome, and fight for your brothers, your sons and your daughters, your wives and your homes.” ¹⁵ When our enemies heard that we were aware of their plot and that God had frustrated it, we all returned to the wall, each to his own work. ¹⁶ From that day on, half of my men did the work, while the other half were equipped with spears, shields, bows and armor. The officers posted themselves behind all the people of Judah ¹⁷ who were building the wall. Those who carried materials did their work with one hand and held a weapon in the other, ¹⁸ and each of the builders wore his sword at his side as he worked. But the man who sounded the trumpet stayed with me.

¹⁹ Then I said to the nobles, the officials and the rest of the people, “The work is extensive and spread out, and we are widely separated from each other along the wall. ²⁰ Wherever you hear the sound of the trumpet, join us there. Our God will fight for us!” ²¹ So we continued the work with half the men holding spears, from the first light of dawn till the stars came out. ²² At that time I also said to the people, “Have every man and his helper stay inside Jerusalem at night, so they can serve us as guards by night and workmen by day.” ²³ Neither I nor my brothers nor my men nor the guards with me took off our clothes; each had his weapon, even when he went for water.”

READ THE STORY

- What did you like about this story?
- What did you not like about this story or find confusing?

READ THE STORY AGAIN

- What does this passage teach us about God?
- What does this passage teach us about man?

APPLICATION QUESTIONS

- Will our group face opposition and challenges?
- How can our group prepare for these challenges?

Opposition. Prepare for Battle

Nehemiah faced a lot of opposition. There were some people that were afraid of Israel becoming too strong. So, they opposed the wall-building project and tried everything they could to stop it. Just like Nehemiah, it is possible that your group will face opposition. It is important for a group to prepare themselves and discuss how they will face opposition when it comes.

Group Activity: Role Play!

To prepare for battle soldiers will train very hard before they fight. Soldiers will practice how they will confront an enemy because they know that preparation is important. A great way for your group to prepare for opposition is to do a “Role Play” game. Role-play is when people pretend to be characters like in a movie or play. This game will help your group train and prepare to face opposition.

Step One: Write down people that may oppose your project

- *Who may oppose your project?*
- *Examples: community leaders, other residents, Gangs, organizations, associations, etc?*

Step Two: Choose a person in your group to play the opposition

- *Choose one person or group on your list that you feel will oppose you the most*
- *Take time to talk about all the reasons this person or group would oppose your project*

Step Three: Choose one person to play and represent your group

- *This person will describe your project plan to the person playing the opposition*
- *This person’s job will then be to respond to the opposition in a way that’s biblical*

Step Four: Now, its time to Role Play!

- *Now its time to role-play! Ask the person representing your group to share the project plan*
 - *Ask the opposition to respond with all the reasons you believe they would oppose you*
 - *Allow the two people role-playing to discuss back and forth, allow the group to help them*
-

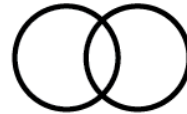
Now, repeat this activity for all the opposition your group listed in step one! When your group is finished, write down the solutions your group liked the most!

Opposition. Report

Attending
Regularly

New
Christians

New
Groups



What Sections Has Your Group Completed?

Dream



Plan



Organize



Opposition



Compassion



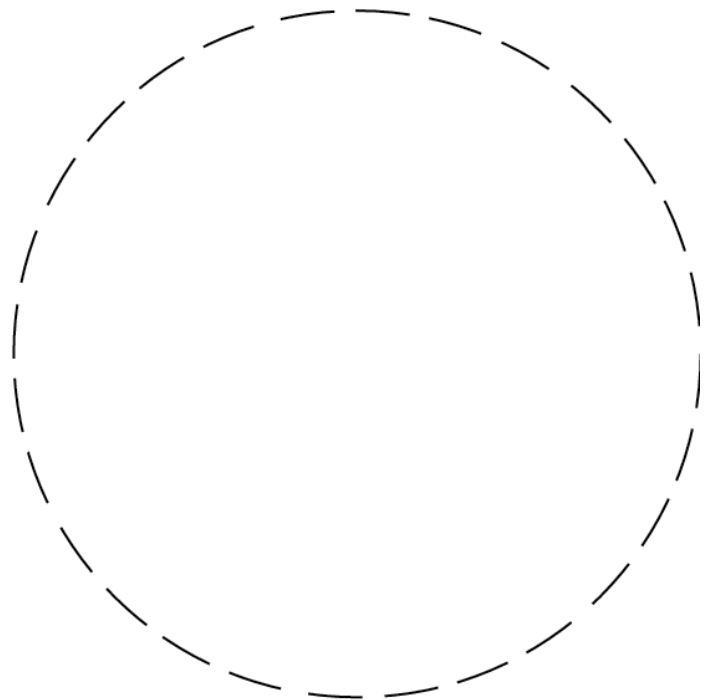
Gospel



Rejoice



Evaluate



Compassion. Section Five

Nehemiah 5:1-3

In section four your group discussed how courageously and wisely Nehemiah faced opposition. In section five your group will learn that Nehemiah was also very compassionate towards those that were hurting. He didn't allow busyness or troubles prevent him from responding to the suffering of others. In this section your group will learn to make sure your project is helping those that are hurting the most.

Goals for this Section...

Bible: Discuss Nehemiah's great compassion

Activity: Perform skit of Good Samaritan

Activity: Discuss how your project helps the hurting

Multiply: Train new groups to show compassion

Report: Complete a group report

Compassion.

Nehemiah 5:1-19

Talk with God

Ask God to help our group love people the way God loves, and for opportunities to help the hurting.

Read the Bible

Now the men and their wives raised a great outcry against their Jewish brothers. ² Some were saying, “We and our sons and daughters are numerous; in order for us to eat and stay alive, we must get grain.” ³ Others were saying, “We are mortgaging our fields, our vineyards and our homes to get grain during the famine.” ⁴ Still others were saying, “We have had to borrow money to pay the king’s tax on our fields and vineyards. ⁵ Although we are of the same flesh and blood as our countrymen and though our sons are as good as theirs, yet we have to subject our sons and daughters to slavery. Some of our daughters have already been enslaved, but we are powerless, because our fields and our vineyards belong to others.”

⁶ When I heard their outcry and these charges, I was very angry. ⁷ I pondered them in my mind and then accused the nobles and officials. I told them, “You are exacting usury from your own countrymen!” So I called together a large meeting to deal with them ⁸ and said: “As far as possible, we have bought back our Jewish brothers who were sold to the Gentiles. Now you are selling your brothers, only for them to be sold back to us!” They kept quiet, because they could find nothing to say. ⁹ So I continued, “What you are doing is not right. Shouldn’t you walk in the fear of our God to avoid the reproach of our Gentile enemies? ¹⁰ I and my brothers and my men are also lending the people money and grain. But let the exacting of usury stop! ¹¹ Give back to them immediately their fields, vineyards, olive groves and houses, and also the usury you are charging them—the hundredth part of the money, grain, new wine and oil.”

¹² “We will give it back,” they said. “And we will not demand anything more from them. We will do as you say.” Then I summoned the priests and made the nobles and officials take an oath to do what they had promised. ¹³ I also shook out the folds of my robe and said, “In this way may God shake out of his house and possessions every man who does not keep this promise. So may such a man be shaken out and emptied!” At this the whole assembly said, “Amen,” and praised the LORD. And the people did as they had promised.

14 Moreover, from the twentieth year of King Artaxerxes, when I was appointed to be their governor in the land of Judah, until his thirty-second year—twelve years—neither I nor my brothers ate the food allotted to the governor. **15** But the earlier governors—those preceding me—placed a heavy burden on the people and took forty shekels of silver from them in addition to food and wine. Their assistants also lorded it over the people. But out of reverence for God I did not act like that. **16** Instead, I devoted myself to the work on this wall. All my men were assembled there for the work; we did not acquire any land. **17** Furthermore, a hundred and fifty Jews and officials ate at my table, as well as those who came to us from the surrounding nations. **18** Each day one ox, six choice sheep and some poultry were prepared for me, and every ten days an abundant supply of wine of all kinds. In spite of all this, I never demanded the food allotted to the governor, because the demands were heavy on these people. **19** Remember me with favor, my God, for all I have done for these people.

READ THE STORY

- What did you like about this story?
- What did you not like about this story or find confusing?

APPLICATION QUESTIONS

Are there hurting people in our community?
How can our project serve them?

READ THE STORY AGAIN

- What does this teach us about man?
- What does this teach us about God?

Compassion. Help the Hurting

Nehemiah showed great compassion. He was willing to surrender many of his own rights as Governor to serve those that were hurting the most. It is important that we follow his example and think about people that are suffering in our community. Facilitate your group through the Good Samaritan activity. Then, discuss the questions below to help your group show the community what God's love really looks like.

Group Activity: Good Samaritan Skit

Step One: Read the Good Samaritan Story Below (Luke 10:25-37)

²⁵ On one occasion an expert in the law stood up to test Jesus. "Teacher," he asked, "what must I do to inherit eternal life?" ²⁶ "What is written in the Law?" he replied. "How do you read it?" ²⁷ He answered, "'Love the Lord your God with all your heart and with all your soul and with all your strength and with all your mind'; and, 'Love your neighbor as yourself.'" ²⁸ "You have answered correctly," Jesus replied. "Do this and you will live." ²⁹ But he wanted to justify himself, so he asked Jesus, "And who is my neighbor?" ³⁰ In reply Jesus said: "A man was going down from Jerusalem to Jericho, when he was attacked by robbers. They stripped him of his clothes, beat him and went away, leaving him half dead. ³¹ A priest happened to be going down the same road, and when he saw the man, he passed by on the other side. ³² So too, a Levite, when he came to the place and saw him, passed by on the other side. ³³ But a Samaritan, as he traveled, came where the man was; and when he saw him, he took pity on him. ³⁴ He went to him and bandaged his wounds, pouring on oil and wine. Then he put the man on his own donkey, brought him to an inn and took care of him. ³⁵ The next day he took out two denari^[e] and gave them to the innkeeper. 'Look after him,' he said, 'and when I return, I will reimburse you for any extra expense you may have.' ³⁶ "Which of these three do you think was a neighbor to the man who fell into the hands of robbers?" ³⁷ The expert in the law replied, "The one who had mercy on him." Jesus told him, "Go and do likewise."

Step Two: Choose your characters!

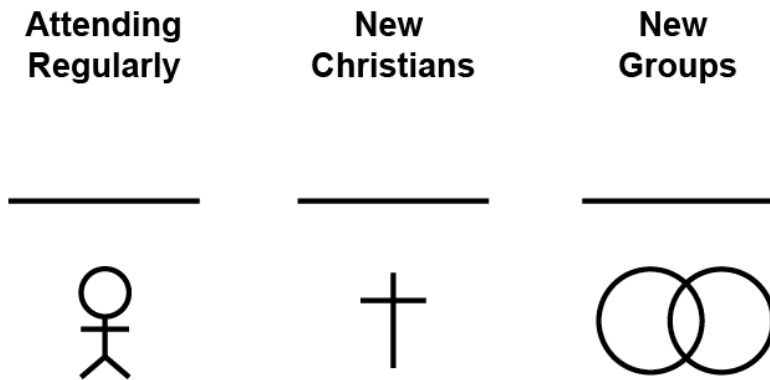
- Choose people from your group that will act out the characters in the story
- Choose someone to be the story reader, robber, Samaritan, priest, Levite, and inn keeper

Step Three: Now, act out the Good Samaritan story!









When the skit is finished, take time to discuss these questions...

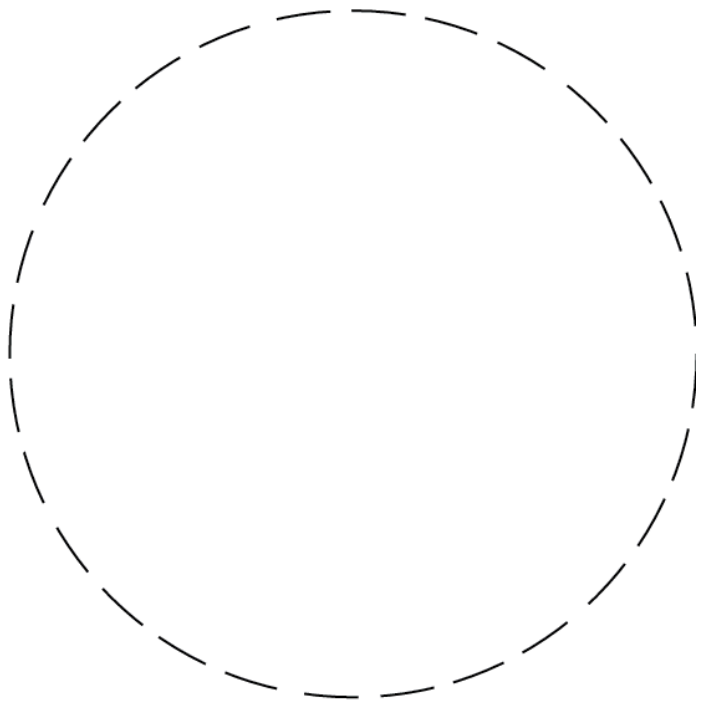
- What did you like about this story?
- What did you not like or find confusing about this story?
- Who are the people suffering in our community? What are root-causes to their suffering?
- How can our project show compassion and serve these people?

Compassion. Report



What Sections Has Your Group Completed?

- Dream 
- Plan 
- Organize 
- Opposition 
- Compassion 
- Gospel 
- Rejoice 
- Evaluate 



Gospel. Section Six

Nehemiah 8:1-10:29

Nehemiah was not just concerned about people's physical or financial situation. These issues were important to Nehemiah as we discussed in the last section, and they are important to God. But, Nehemiah understood that what matters even more to God is people's spiritual condition. Jerusalem was destroyed because of the people's rebellion against God. To lead the transformation God truly desires people must also be restored spiritually. In this section you will talk about how the Gospel should be the primary message and motivation of your group's project.

Goals for this Section...

Bible: Discuss how God restored Jerusalem spiritually

Activity: Learn to share the Gospel with your fingers

Activity: Learn to share the Gospel with your hands

Multiply: Train new groups to share the Gospel

Report: Complete a group report

Gospel.

Nehemiah 8:1-10:29

Talk with God: Ask God to give your group boldness to share the Gospel

Read the Bible

So on the first day of the seventh month Ezra the priest brought the Law before the assembly, which was made up of men and women and all who were able to understand. ³ He read it aloud from daybreak till noon as he faced the square before the Water Gate in the presence of the men, women and others who could understand. And all the people listened attentively to the Book of the Law. ⁴ Ezra the scribe stood on a high wooden platform built for the occasion. Beside him on his right stood Mattithiah, Shema, Anaiah, Uriah, Hilkiah and Maaseiah; and on his left were Pedaiah, Mishael, Malkijah, Hashum, Hashbaddanah, Zechariah and Meshullam. ⁵ Ezra opened the book. All the people could see him because he was standing above them; and as he opened it, the people all stood up. ⁶ Ezra praised the LORD, the great God; and all the people lifted their hands and responded, "Amen! Amen!" Then they bowed down and worshiped the LORD with their faces to the ground. **7** The Levites—Jeshua, Bani, Sherebiah, Jamin, Akkub, Shabbethai, Hodiah, Maaseiah, Kelita, Azariah, Jozabad, Hanan and Pelaiah— instructed the people in the Law while the people were standing there. **8** They read from the Book of the Law of God, making it clear and giving the meaning so that the people understood what was being read. **9** Then Nehemiah the governor, Ezra the priest and teacher of the Law, and the Levites who were instructing the people said to them all, "This day is holy to the Lord your God. Do not mourn or weep." For all the people had been weeping as they listened to the words of the Law. **10** Nehemiah said, "Go and enjoy choice food and sweet drinks, and send some to those who have nothing prepared. This day is holy to our Lord. Do not grieve, for the joy of the Lord is your strength." (Nehemiah 8:1-10)

On the twenty-fourth day of the same month, the Israelites gathered together, fasting and wearing sackcloth and having dust on their heads. ² Those of Israelite descent had separated themselves from all foreigners. They stood in their places and confessed their sins and the wickedness of their fathers. ³ They stood where they were and read from the Book of the Law of the LORD their God for a quarter of the day, and spent another quarter in confession and in worshiping the LORD their God. ⁴ Standing on the stairs were the Levites—Jeshua, Bani, Kadmiel, Shebaniah, Bunni, Sherebiah, Bani and Kenani—who called with loud voices to the LORD their God. ⁵ And the Levites—Jeshua, Kadmiel, Bani, Hashabneiah, Sherebiah, Hodiah, Shebaniah and Pethahiah—said: "Stand up and praise the LORD your God, who is from everlasting to everlasting." (Nehemiah 9:1-5)

²⁸ "The rest of the people—priests, Levites, gatekeepers, singers, temple servants and all who separated themselves from the neighboring peoples for the sake of the Law of God, together with their wives and all their sons and daughters who are able to understand— ²⁹ all these now join their brothers the nobles, and bind themselves with a curse and an oath to follow the Law of God given through Moses the servant of God and to obey carefully all the commands, regulations and decrees of the LORD our Lord. (Nehemiah 10:28-29)

READ THE STORY

- What did you like about this story?
- What did you not like about this story or find confusing?

READ THE STORY AGAIN

- What does this teach us about God?
- What does this teach us about man?

APPLICATION QUESTIONS

What does spiritual darkness look like?
How can our group confront spiritual darkness?
How can our group care for people's spiritual condition?

Gospel. Share the Good News

Nehemiah cared deeply about Israel's relationship with God. Remember the bible passage for the Dream section (1:1-11) in this curriculum. Nehemiah remembered that the reason Israel suffered was because they continually disobeyed God. God allowed Jerusalem to be destroyed and many Israelites to live in exile so that they would seek Him again. Israel needed to be reconciled to God, as do the people in our own community. This means that our projects should do more than serve the social needs of the community. A project should also help people learn that through Jesus people can be reconciled to God.

What is the Gospel?

The gospel is the death, burial, resurrection and ascension of Jesus Christ! The gospel is the good news that through Jesus God has provided eternal salvation and an abundant life to us. We have the privilege and responsibility to share the powerful gospel of Jesus Christ with others. God's Word tells us that we must be able to communicate the Gospel clearly. Below, we have provided you with a simple way to present the Gospel. Take time as a group to discuss this simple presentation together.

Remembering The Gospel Using Your Five Fingers!

The presentation below can help your group share the gospel using the five fingers on your hand. Using your fingers will help you remember each point so that you share the gospel clearly. Once your group discusses these points, take turns practicing sharing the Gospel using the five fingers on your hands!



God – God is Perfect & Holy – II Cor 5:21



Man – Man is a Sinner – Romans 3:23



God – Jesus is our Savior – I Peter 2:24



Man – Trust in Jesus Christ – John 3:16; 6:47



God -- Promises 3 Gifts

1. To forgive our sins – II Cor 5:21
2. To adopt us into God's family forever – John 1:12
3. To Reserve a home for us in Heaven – I Peter 1:3-5

Gospel. Share the Good News

When sharing the gospel with others we must communicate it clearly so that they can fully understand it. Using your five fingers to communicate the five points of the gospel will help you clearly share the Good News. But, it can also be very helpful for a person to see a visual example of the gospel. Below, we have provided your group with a simple visual illustration that uses the same five points covered on the previous page. Take time as a group to practice this illustration with one another.

Sharing the Gospel With Your Hands

God: **Show Your Right Hand (2 Corinthians 5:21)**

- This hand represents God
- Remember, God is perfect and holy; and He does not have any sin!

Man: **Show Your Left Hand (Romans 3:23)**

- This hand represents man; you and me
- Now, place an object in your left hand. It can be a phone, a rock, stick, anything!
- This object in your left hand represents our sin that separates us from God who is holy
- If our sins aren't paid for, we'll spend eternity separated from God in hell (Rom 6:23)

God: **Show Your Right Hand Again (1 Peter 2:24)**

- The good news is that God loves you and me
- But, God hates our sin (point to the object in your left hand when you talk about our sin)
- God loves us so much he sent His Son Jesus into the world, perfect and without sin
- Jesus died on a cross to take our sins away
- Take the object from your left hand representing our sin, and place it in your right hand to show that Jesus takes our sins away

Man: **Show Both Of Your Hands Empty (John 3:16)**

- Because Jesus can take away our sins, put away the object that represents our sin
- Show both of your hands open and empty, then grasp your right hand with your left hand
- This gesture represents that God is offering us a free gift, the forgiveness of sins!
- We must place our trust in Jesus as our Savior to receive this free gift

God: **Grasp Both Hands Together (John 10:28)**

- When we place our trust in Jesus as our Savior God has promised us three things
- We have forgiveness of sins, we are adopted into God's family, and we have a home in heaven forever!

Ask: **Would You Like To Receive Jesus Today?**

If so, you can pray this prayer out loud after me...

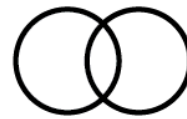
"God, I thank you that you are perfect and holy / I confess that I have sinned against you. / I believe that your Son Jesus died on the cross / to pay for my sins / and that you raised Jesus from the dead. / I now put my trust in Jesus Christ / to forgive me of my sins and save my soul. / Thank you for your gift of eternal life / Amen!"

Gospel. Report

Attending
Regularly

New
Christians

New
Groups



What Sections Has Your Group Completed?

Dream



Plan



Organize



Opposition



Compassion



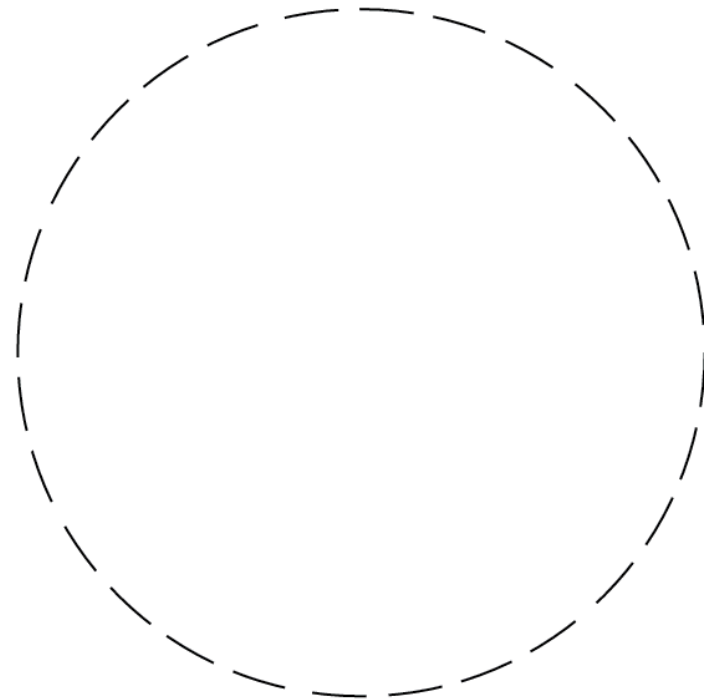
Gospel



Rejoice



Evaluate



Rejoice. Section Seven

Nehemiah 12:27-31; 38-43

In Nehemiah chapter twelve we learn that Jerusalem had a big celebration honoring God for His faithfulness. It is important for your group to take time to celebrate God for His blessings and the prayers He answers on this journey. In this passage your group will learn how serious and committed Israel was to take time to rejoice for all God had done. Transforming your community by God's grace will be challenging just as it was for Israel. But, your group will find the strength and encouragement to endure by taking time regularly to thank God for his faithfulness towards your group and community.

Goals for this Section...

Bible: Discuss Israel's celebration of God's faithfulness

Activity: Build an altar to God

Multiply: Train new groups to rejoice

Report: Complete a group report

Rejoice.

Nehemiah 12:27-31; 38-43

Talk with God

Thank God for everything your group has accomplished until now. Thank God for the many lives that will be changed as your group serves the community and the prayers He has answered.

Read the Bible

At the dedication of the wall of Jerusalem, the Levites were sought out from where they lived and were brought to Jerusalem to celebrate joyfully the dedication with songs of thanksgiving and with the music of cymbals, harps and lyres. ²⁸The singers also were brought together from the region around Jerusalem—from the villages of the Netophathites, ²⁹from Beth Gilgal, and from the area of Geba and Azmaveth, for the singers had built villages for themselves around Jerusalem. ³⁰When the priests and Levites had purified themselves ceremonially, they purified the people, the gates and the wall. ³¹I had the leaders of Judah go up on top of the wall. I also assigned two large choirs to give thanks. One was to proceed on top of the wall to the right, toward the Dung Gate... (12:27-31)

³⁸The second choir proceeded in the opposite direction. I followed them on top of the wall, together with half the people—past the Tower of the Ovens to the Broad Wall, ³⁹over the Gate of Ephraim, the Jeshanah Gate, the Fish Gate, the Tower of Hananel and the Tower of the Hundred, as far as the Sheep Gate. At the Gate of the Guard they stopped. ⁴⁰The two choirs that gave thanks then took their places in the house of God; so did I, together with half the officials, ⁴¹as well as the priests—Eliakim, Maaseiah, Miniamin, Micaiah, Elioenai, Zechariah and Hananiah with their trumpets—⁴²and also Maaseiah, Shemaiah, Eleazar, Uzzi, Jehohanan, Malkijah, Elam and Ezer. The choirs sang under the direction of Jezrahiah. ⁴³And on that day they offered great sacrifices, rejoicing because God had given them great joy. The women and children also rejoiced. The sound of rejoicing in Jerusalem could be heard far away. (12:38-43)

READ THE STORY

- What did you like about this story?
- What did you not like about this story or find confusing?

READ THE STORY AGAIN

- What does this teach us about God?
- What does this teach us about man?

APPLICATION QUESTIONS

- Does our group have testimonies of God's faithfulness that are worthy of celebration?
- How can we celebrate all that God has done and will continue to do through our group?

Rejoice. Celebrate God's Faithfulness!

The residents of Jerusalem were able to rebuild their city wall in fifty-two days! Things once seemed hopeless for Jerusalem, and now the people had hope for a better future. Jerusalem's wall became a very real and constant reminder of God's faithfulness. This is not the only time Israel was given a real reminder of God's faithfulness. Hundreds of years earlier Joshua led the people of Israel across the Jordan River into the land God promised them. You can read what happened next in the book of Joshua 4:1-7...

"When the whole nation had finished crossing the Jordan, the LORD said to Joshua, ² 'Choose twelve men from among the people, one from each tribe, ³ and tell them to take up twelve stones from the middle of the Jordan, from right where the priests are standing, and carry them over with you and put them down at the place where you stay tonight.' ⁴ So Joshua called together the twelve men he had appointed from the Israelites, one from each tribe, ⁵ and said to them, 'Go over before the ark of the LORD your God into the middle of the Jordan. Each of you is to take up a stone on his shoulder, according to the number of the tribes of the Israelites, ⁶ to serve as a sign among you. In the future, when your children ask you, 'What do these stones mean?' ⁷ tell them that the flow of the Jordan was cut off before the ark of the covenant of the LORD. When it crossed the Jordan, the waters of the Jordan were cut off. These stones are to be a memorial to the people of Israel forever.'" Joshua 4:1-7 (NIV)

God commanded the people to build an altar of stones that would remind the people and future generations that God is faithful and keeps His promises. Just like Israel, your group will also experience God's faithfulness. Transforming your community by God's grace will be challenging and can take a long time. But, along the way you will find strength and encouragement if your group takes time to rejoice, and thank God for his faithfulness!

Group Activity: Build an Altar to God!

Step One: Ask the group to think of one thing they are thankful to God for

- How has God been faithful to your group? How has he provided for you?
- What prayers has God answered?
- Are there other people that have experienced God's love through your group?

Step Two: Ask the group to go outside and pick up a stone

- This stone should represent each person's reason they are thankful
- These stones represent all the reasons your group has to rejoice in God

Step Three: Build an altar of remembrance to God!

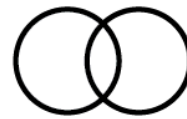
- Ask each person to place their stone on the ground, one at a time
- As each person places their stone, have them share with the group why they are thankful

Rejoice. Report

Attending
Regularly

New
Christians

New
Groups



What Sections Has Your Group Completed?

Dream



Plan



Organize



Opposition



Compassion



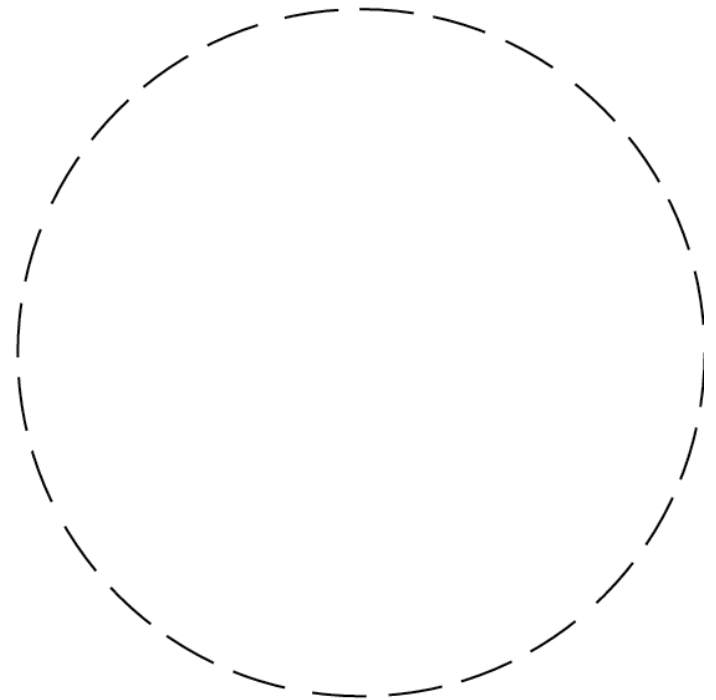
Gospel



Rejoice



Evaluate



Evaluate. Section Eight

Nehemiah 13:1-14

In section seven your group learned about the importance of celebrating God's faithfulness and was encouraged to write a project description. In this section your group will learn the importance of evaluation. Nehemiah chapter 13 tells us that Nehemiah returned to Babylon after the wall was rebuilt, just as he had promised King Artaxerxes in chapter one. Nehemiah now returns to Jerusalem to see how the people were doing. He discovered that in some ways Jerusalem returned to old ways of thinking and behaving. Community transformation must be maintained. By evaluating progress regularly your group can make corrections and continue moving in the right direction.

Goals for this Section...

Bible: Discuss Nehemiah's return to Jerusalem

Activity: Review your group's project plan

Activity: Discuss how often your group should evaluate

Multiply: Train new groups to evaluate

Report: Complete a group report

Evaluate.

Nehemiah 13:1-14

Talk with God

Thank God for everything your group has accomplished until now. Thank God for the many lives that will be changed as your group serves the community.

Read the Bible

"On that day the Book of Moses was read aloud in the hearing of the people and there it was found written that no Ammonite or Moabite should ever be admitted into the assembly of God, ² because they had not met the Israelites with food and water but had hired Balaam to call a curse down on them. (Our God, however, turned the curse into a blessing.) ³ When the people heard this law, they excluded from Israel all who were of foreign descent. ⁴ Before this, Eliashib the priest had been put in charge of the storerooms of the house of our God. He was closely associated with Tobiah, ⁵ and he had provided him with a large room formerly used to store the grain offerings and incense and temple articles, and also the tithes of grain, new wine and olive oil prescribed for the Levites, musicians and gatekeepers, as well as the contributions for the priests.

⁶ But while all this was going on, I was not in Jerusalem, for in the thirty-second year of Artaxerxes king of Babylon I had returned to the king. Some time later I asked his permission⁷ and came back to Jerusalem. Here I learned about the evil thing Eliashib had done in providing Tobiah a room in the courts of the house of God. ⁸ I was greatly displeased and threw all Tobiah's household goods out of the room. ⁹ I gave orders to purify the rooms, and then I put back into them the equipment of the house of God, with the grain offerings and the incense.

¹⁰ I also learned that the portions assigned to the Levites had not been given to them, and that all the Levites and musicians responsible for the service had gone back to their own fields. ¹¹ So I rebuked the officials and asked them, "Why is the house of God neglected?" Then I called them together and stationed them at their posts.

¹² All Judah brought the tithes of grain, new wine and olive oil into the storerooms. ¹³ I put Shelemiah the priest, Zadok the scribe, and a Levite named Pedaiah in charge of the storerooms and made Hanan son of Zakkur, the son of Mattaniah, their assistant, because they were considered trustworthy. They were made responsible for distributing the supplies to their fellow Levites.

¹⁴ Remember me for this, my God, and do not blot out what I have so faithfully done for the house of my God and its services.

READ THE STORY

- What did you like about this story?
- What did you find confusing?

READ THE STORY AGAIN

- What does this teach us about God?
- What does this teach us about man?

APPLICATION QUESTIONS

Why was it important for Nehemiah to return to Jerusalem?
What do you think would have happened if he didn't return?
What are ideas to keep this from happening with your group?

Evaluate. Move in the Right Direction.

Nehemiah understood the importance of evaluation. He believed it was important to return to Jerusalem and see how they were maintaining transformation. On his return visit he learned that the people needed to make some important changes. Change does not happen fast and it is human nature to return to what is comfortable. Evaluation can help your group continue moving in the right direction

How to Evaluate Your Group's Project Description

An important tool for evaluation is your group's Project Description from section two. Your Project Description answered six important questions...

Purpose: What's the purpose of your project?

Serve: Who does your project serve?

Resources: What resources does your group need?

Team: Who serves on your project team?

Tasks: What tasks need to be accomplished?

Goals: What are your goals for the next three months?

Your group can use your Project Description to evaluate if your group is doing the right things and moving in the right direction. Take time as a group to review these six Project Description questions together.

When Will You Evaluate Again?

Once your group discusses your Project Plan. Talk about how often your group would like to review your Project Plan. Will you talk about the plan once a week, once a month, every three months? By reviewing your Project Plan often your group can stay focused and improve your chances of success.

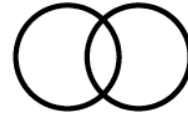
Is it time to start a new project?

Evaluate. Report

Attending
Regularly

New
Christians

New
Groups



What Sections Has Your Group Completed?

Dream



Plan



Organize



Opposition



Compassion



Gospel



Rejoice



Evaluate

